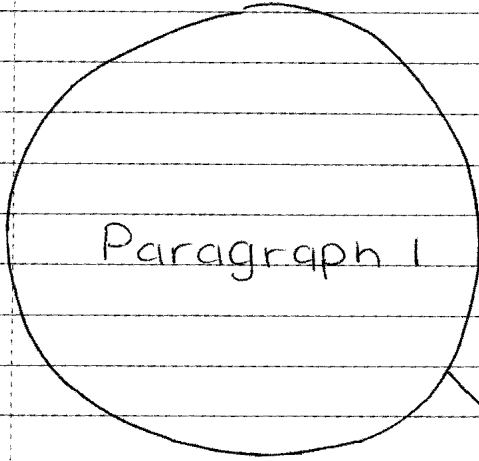





Speculative
Narrative
Organizer



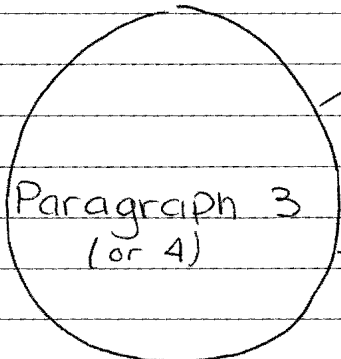
- Explain characters
- About them (life)
- Describe Setting
- ~~Situation/Problem~~

Transition
words

Where they are
Situation/Problem




Transition
words



Solving the Situation

Transition
words

Resolution



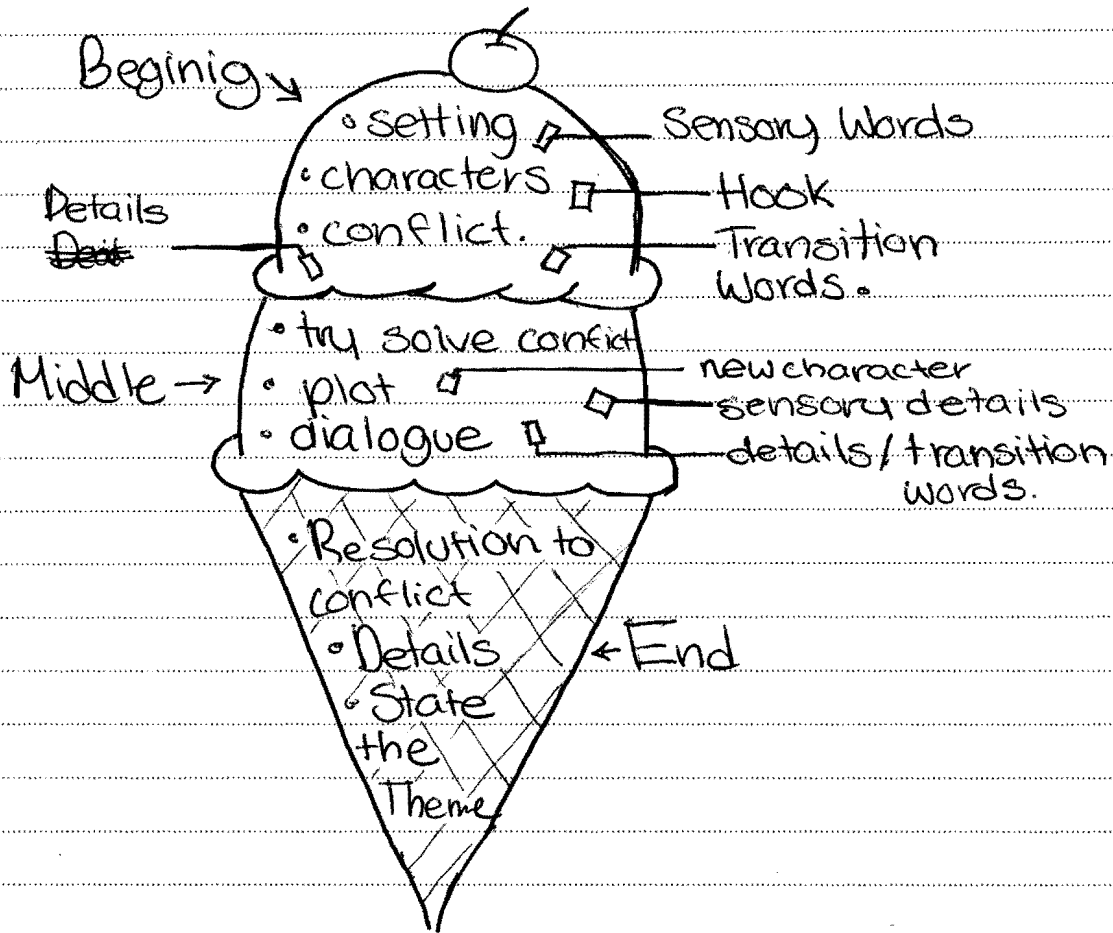
Sample 1

This is a really unique prewriting example --- it's like a map in a video game! The paragraphs are clearly labeled and we can see what goes in each just by checking off to the side.

We know in the beginning we need to explain who the characters are and tell the reader WHERE they are (setting), and I particularly like "transition words" connecting the separate paragraphs.

Gillian and Paola

Speculative Writting



Sample 2


How creative! At the top of the ice cream cone, the main part of the scoop talks about what the absolute necessary parts of the beginning of the story are. The sprinkles are the "little extras" we need, like sensory words and a way to hook our reader.

The cone, which basically holds the ice cream together, has the resolution (or conclusion) and states the very theme. We eat the cone last, so we know that's the END of the story.

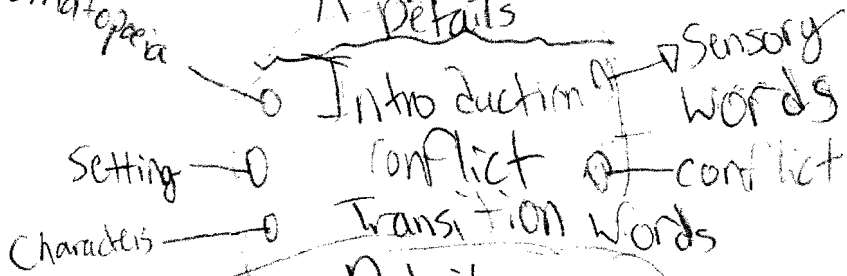
Joe Corica

Marilyn Brandon

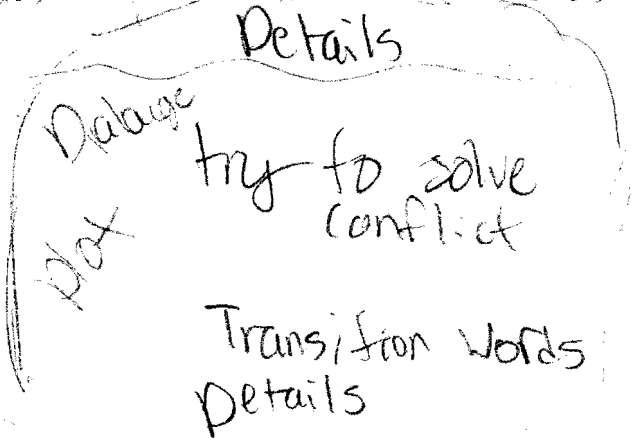
onomatopoeia



Details



Details



Dialogue

plot

conflict

Transition words

Details

Sensory words

Solve

end story

relates back to

Prompt

Sample 3

The wedding cake of examples! At the top we have the characters, standing just like the two figurines that go on top of a wedding cake. From there we work our way down. I like how clearly labeled this is. Don't forget dialogue and transition words --- that's the icing on the cake!

4/22/13

Speculative/Narrative

Frankie Lombardi
Haylee Novak

Pg 1 (beginning)

explain who the characters are, how did they get where they are where are they?

Pg 2 (middle)

explain the conflict, what happened and why

Pg 3 (middle)

use dialogue, and sensory words

Pg 4 (end)

explaining the resolution, telling details for the theme, figurative language

Sample 4

This is a simplistic prewriting graphic organizer, and I really like it. It has the paragraphs clearly labeled and really helps a writer organize their thoughts. My suggestion would be having "figurative language" in the main body of the speculative essay.